


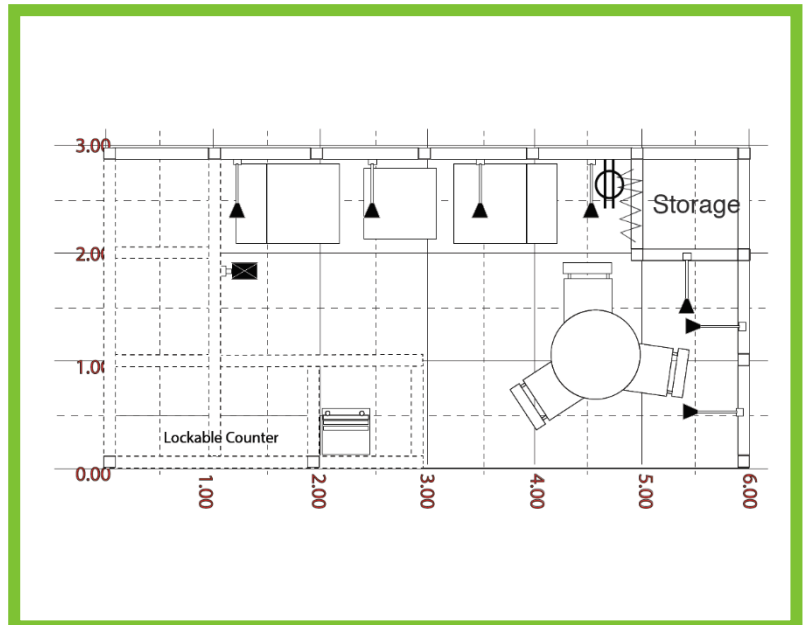
SMARTSPACE

Design 1 – 18m²

in-cosmetics™
asia

Bangkok • 30 October - 1 November 2018

Increase your visibility in the exhibition hall at in-cosmetics Asia 2018 by standing out with one of the cost effective SmartSpace stand builds. Upgrade your Standard Shell Scheme or boost your Space Only stand.



Your SmartSpace Stand:

The build will be fully project managed by a dedicated SmartSpace Account Manager. The team will deal with your build requirements in the lead up to the show, and they will be at the show to make sure everything you have ordered is in place.

Additional Design Information:

The designs cannot be amended. However, prices will be revised and provided if you require additional walling.

Furniture, Fixtures & Fittings:

The contents of each design are also fixed and cannot be exchanged. However, you may order additional items from the Exhibitor Manual if required.

Logos & Artwork:

Logos and artwork must be provided at 300+ dpi., in JPEG, ai, Illustrator or eps format by no later than Friday 5th October 2018. Please reference the correct panel letter for each graphic using the picture on page 1.

Please note; the stand number must be incorporated in at least one of your graphics.

Cost:

The cost displayed includes build, carpet, lighting, furniture, electrics, power and graphic printing on panels.

Stand Order Deadline: Friday 5th October 2018.

NOTE: if you have already paid for Standard Shell Scheme, the cost will be credited and a new invoice will be issued for SmartSpace.

What is included?

Lighting & Electrics	Qty
Spotlight on arm	8
Electrical socket 500w	1
Halogen light 500w	1
Mains connection	1

Furniture	Qty
Reception Counter (0.5x2.0x1.0)	1
Storeroom (1.0x1.0x3.0)	1
Glass top Table	1
Sofa & Coffee table set	1
White Chair	4
Magazine rack	1
Wastebin	1
Floral arrangement, small	1

Panels	Sizes (W x H)
A	2060mm x 1000mm
B	4950mm x 2980mm
C	990mm x 2980mm
D	1980mm x 2980mm

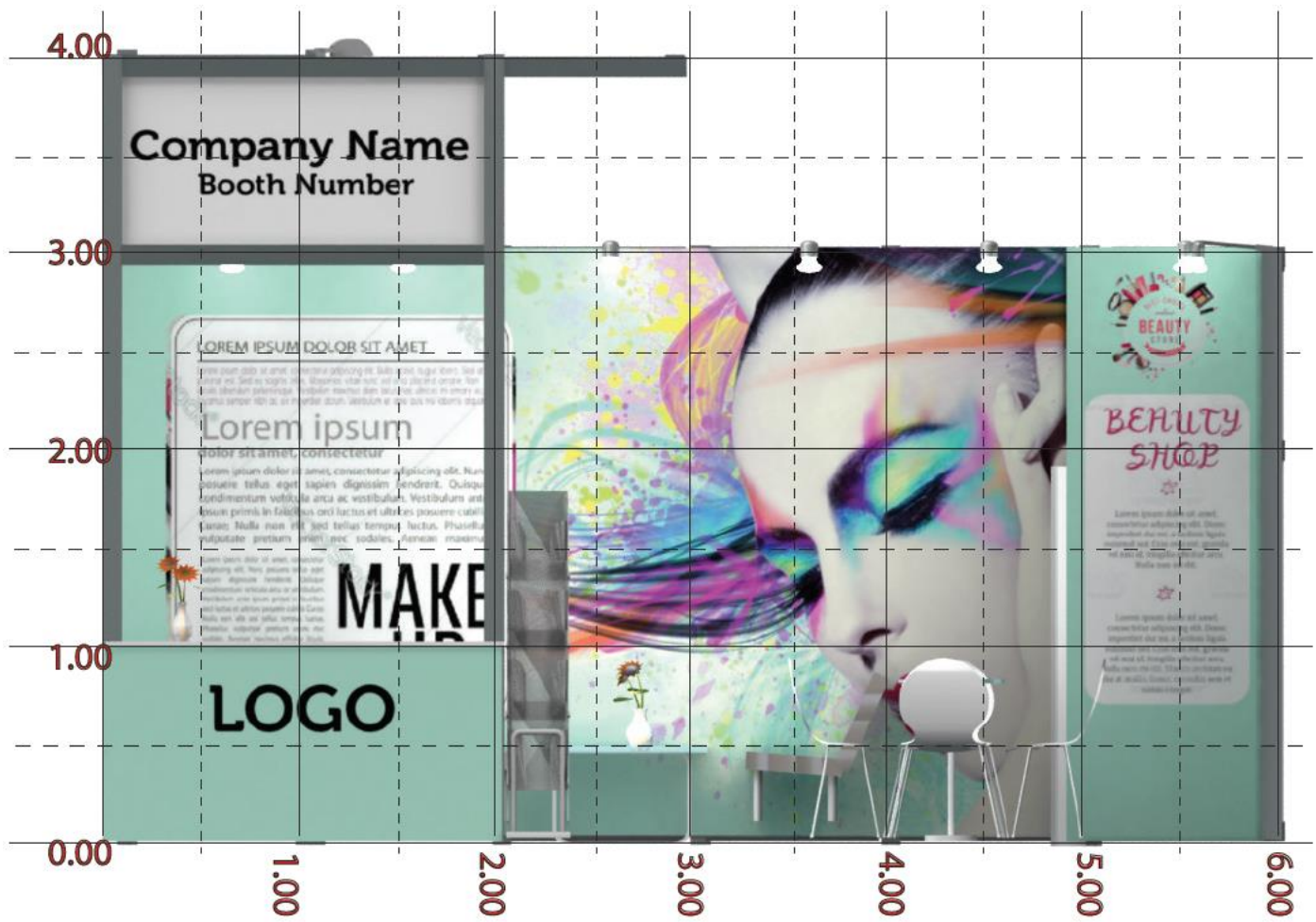


5,750 GBP

To book your SmartSpace package, contact your local Sales Manager, or email

smartspace@reedexpo.co.uk







SMARTSPACE



SmartSpace Order Confirmation

To confirm the above Quotation as an order, please sign below and return to smartspace@reedexpo.co.uk. Any orders received within 4 weeks of the show date may be subject to a 25% surcharge.

If you are a UK or EU based Company, please also provide your VAT number in order to reclaim VAT. If you are based outside of the UK/EU, you will not be subject to VAT charges.

STAND INFORMATION			
Exhibiting Company:			
Contact Name:			
Contact Email:			
Stand Number:		VAT Number:	
Stand Dimensions:		Open Sides:	
Invoicing Details:			
Declaration: I hereby confirm the above order for SmartSpace at in-cosmetics Asia 2018, and understand that payment is due on receipt of the invoice, and artwork files are required to be submitted by Friday 5 th October 2018. I understand that should I choose to cancel my participation at in-cosmetics Asia 2018, the price of this SmartSpace Package is non-refundable once an invoice has been received.			
Signed:		Date:	

PLEASE NOTE: ARTWORK DESIGN SERVICES ARE NOT INCLUDED IN THIS QUOTATION. FINISHED AND PRINT-READY ARTWORK IS REQUIRED TO BE SUBMITTED UPON CONFIRMING YOUR STAND. THESE FILES MUST BE RECEIVED BY THE DEADLINE SPECIFIED ABOVE. FAILURE TO SUBMIT FINISHED ARTWORK BY THE DEADLINE WILL RESULT IN ADDITIONAL CHARGES FOR THE DELIVERY OF LATE SUBMISSIONS. IF YOU ARE NOT ABLE TO SUPPLY FINISHED ARTWORK, AND REQUIRE THE SMARTSPACE TEAM TO DESIGN YOUR STAND ARTWORK FOR YOU, PLEASE CONTACT US BEFORE SIGNING THIS

Digital Artwork Guidelines

For the best quality, artwork should be created in vector format (ai. or vector eps). Logos taken from websites are generally very poor quality. GIF/PNG files are not acceptable as they will not print clearly

Artwork should be created at 25% of actual size, however for larger files i.e. Banner artwork, 10% of actual size due to limitation of pages sizes in Adobe InDesign & Adobe Illustrator.

Scans should be no smaller than 300dpi at quarter size.

Please include all links (images, logos, fonts) when supplying InDesign and illustrator files

Microsoft Word and Excel are for text only, logos and images inserted will not be high enough quality for large format printing.

PowerPoint files are also not recommended as images are often very low resolution.

JPEG - We accept this format but only if used to compress a file for ease of sending, the original artwork should have been created high resolution - 300dpi

PDF – These are print files only and cannot be altered to fit different sizes, artwork must be set up at the correct proportion and at print ready quality.

Please make sure images are saved at high resolution (300dpi).

All artwork supplied for large format printing requires 10mm bleed when artwork is setup at 25% (do not add any trim/crop marks)

Banner wrap and Banners require 10mm bleed all-round when artwork is setup at 10% (do not add any trim/crop marks)